

Nebo State School Newsletter



Term 1 - Week 10



We are proud to acknowledge the WIDI People, as the Traditional Custodians of the land on which Nebo State School sits. We pay our respects to their Elders

past, present, and emerging, and acknowledge their ongoing connection to the land, waters, and culture.



Important Dates

Mon 21st April	Easter Monday	Public Holiday
Tues 22nd April	First Day of Term 2	Welcome Back!
Tues 22nd April	Prep Vision Check	Nebo
Fri 25th April	ANZAC Day	Public Holiday
Mon 5th May	Labour Day	Public Holiday
Wed 7th May	MECC Excursion	K-6 to Mackay
Wed 21st May	Under 8s Day	Nebo
Wed 18th June	Brigalow Athletics	Nebo

Principal's Award



2025 School Leaders



School Captains



House Captains



Kindy Captain



Class Reps



Ride 2 School




Students of the Week

Week 8



Week 9



Highest Earners




150 Nebo Notes



200 Nebo Notes



Easter Bonnet Parade





Community Messages

Next week, Mackay is excited to host the National Indigenous Men's and Women's Cricket Carnival at Harrup Park, with teams from across Australia coming to compete.

On Monday, April 7th, we'll be holding the Eddie Gilbert Community Program. This FREE, 1-hour session will feature Indigenous players from all over Australia, sharing their skills and knowledge with participants. It's a great chance to get involved and learn something new.

The session will take place between the Men's and Women's T20 Grand Finals, so you can come early to watch the women's match, or stay after to support the men's teams.

Event Details:

Where: Harrup Park – Great Barrier Reef Arena

When: 12:30pm – 1:30pm

Date: Monday, 7th April

What: Free, fun session with skills and games led by Indigenous cricket players

Who: Open to Aboriginal and Torres Strait Islander people aged 13 and under

Parking: Available on Lamb St, with access via the pedestrian gate

Bonus: FREE sausage sizzle!



QParents

QParents

Registration process for parents

Before you register as a QParents account owner, you will need to have:

1. Your QParents invitation email
2. 100 points of ID documents (see item 1)
3. Your child/children's EQID (Education Queensland identification) (see item 3)

1 Click on the link in the QParents invitation email.

Register as a QParents Account Owner

Dear John

You have been nominated as the QParents Account Owner for Janie Citizen by Purple State School

To register for QParents you will need:

1. Your unique invitation code
2. 100 points of identification to verify your identity online
3. Your child's (or children's) EQID(s)

[click here to begin the registration process](#)



2 You will be taken to the QParents portal with your unique invitation code already entered. Click 'Next'.

Invitation code

Please enter your unique QParents invitation code.

Invitation code

Where should I find the invitation code?

Next >

3 Read the Privacy Statement and the QParents account owner terms and conditions. If you agree to these, tick the 'Read and understood' check-boxes for both and click 'Accept'.

4 Select 'Yes' if you are the person linked to the code you entered, then click 'Verify identity'.

Invitation code

This invitation code is registered to **John Citizen**.
If this is not you, you must NOT proceed with the registration process.

Is this you?

☒ Yes ☐ No



Verify identity

5

You will now need to enter details from your identity documents.

1. Select the first document you will use.
2. Enter the requested details—they can be found on your identity document. When you have done this, click 'Submit details'. (see item 2)
3. Repeat steps 1 and 2 until you have reached 100 points. Then click 'Finish'.

Verify your identity

To verify your legal identity, you will need to provide 100 points of ID using a combination of identity document types from the list below.

1 Select which sources of identification you wish to use from the list below.

[TELL ME MORE](#)

- Driver's Licence (50 points)
- Medicare Card (20 points)
- Australian Passport (100 points)**
- Australian Citizenship Certificate (40 points)
- Australian Birth Certificate (40 points)
- Australian Marriage Certificate (40 points)

[Having trouble completing your verification?](#)

[NEW OPTIONS](#)

2 Start entering the details below. Click 'Submit Details' after each source is entered.

Queensland Driver's Licence (50 points)

Please provide your QLD driver's licence details so we can cross-reference with the QLD Government. Your licence details will be submitted to the Australian Government Document Verification Service.

[TELL ME MORE](#)

License number *

First name * Middle name * Last name *

Date of birth (DD/MM/YYYY) *

☒ I agree that my above information is checked with the Issues or Official Record Holder

[SUBMIT DETAILS](#)

Item 1: ID

The following documents can be used to verify your identity online. Each identity document is worth a certain number of points. You need to have enough documents to reach 100 points.

Australian Passport	50 Pts
Australian Drivers Licence	50 Pts
Medicare Card	20 Pts
Australian Birth Certificate	50 Pts
Australian Marriage Certificate	40 Pts
Australian Citizenship Certificate	40 Pts
Change of Name Certificate	40 Pts
Australian Visa (foreign passports)	20 Pts


If you only have 60-90 points of the above ID, you can still register. However, you will need to attend your school for a further check later.



QParents

Item 2: ID HELP

If you are having trouble verifying a birth certificate or marriage certificate, the following tips might help:

1. You must be referring to a full birth certificate, not an extract.
2. Make sure you enter your name as it appears on the birth or marriage certificate, even if your name has changed.
3. Click on the question mark  next to the field you are having trouble with to see an example document.
4. Please see our help guide if you are still having trouble:
<https://education.qld.gov.au/parents-and-carers/school-information/qparents>

- 6** You should now create your account. Make sure you use the 'Create an Account' form on the left of the screen.
1. Enter the email address you want to use with QParents. It should be one you check regularly.
 2. Enter a password of your own choice that you will remember. It must be at least eight characters long.
 3. Enter your password again.
 4. Enter your mobile phone number.

Create an account

Email address	<input type="text"/>
Password	<input type="password"/>
Confirm your password	<input type="password"/>
Mobile phone number	<input type="text"/>

[Cancel >](#)

[Submit >](#)

- 7** An email is sent to the email address you entered in Step 6. Click on the link in this email to verify your email address and activate your account.

You are taken to the QParents login page. Log in using your email address and the password you chose in step 6.

Login

Email address	<input type="text"/>
Password	<input type="password"/>

[Login >](#)

- 8** You now need to add your students. Enter the EQID (see item 3), school year, and school name, then click 'submit'.
If you have been nominated as the QParents account owner for another child, click 'Add another student' and repeat this process.
Once you have added all your students, your registration and account set-up is complete.

Details of student to be added

EQID	<input type="text"/>
	<small>What is this?</small>
Year level	<input type="text"/>
	<small>What is this?</small>
School	<input type="text"/>
	<small>What is this?</small>


[< Back](#)

[Submit >](#)

Item 3: EQID

Every school student has an EQID. It consists of 10 numbers and one letter. You can find it on your child's student ID card (the numbers under the barcode), report cards, or school invoices, among other documents.

- 9** A final check is conducted at your child's school. You will be notified by email when this check is complete and you will then have access to all of the features in QParents.



Nebo State School

Parent and Community Code of Conduct

Supporting learning, wellbeing and safety in our school

We welcome parents¹ and other members of our diverse community into our school.

Working together with the school community², school staff support the learning and wellbeing of every student, and are entitled to a safe work environment.

Parents and other visitors to our school support safety by ensuring their communications and conduct at the school and school activities is respectful.

ELEMENTS OF ENGAGEMENT	It is expected that parents and visitors to our school will:	Parents and visitors to our school demonstrate this by:
 Communication	<ul style="list-style-type: none"> • be polite to others • act as positive role models • recognise and respect personal differences • use the school's communication process to address concerns 	<ul style="list-style-type: none"> • using polite spoken and written language • speaking and behaving respectfully at all times • being compassionate when interacting with others • informing staff if the behaviour of others is negatively impacting them or their family • respecting staff time by accepting they will respond to appropriate communication when they are able • requesting a meeting to discuss any concerns about their child's education – allowing staff time to prepare and appreciating their time may be limited
 Collaboration	<ul style="list-style-type: none"> • (parents) ensure their child attends school ready to learn • support the Student Code of Conduct 	<ul style="list-style-type: none"> • taking responsibility for their child arriving and departing school safely on time every day • reading and encouraging their child to understand and follow the Student Code of Conduct
 School Culture	<ul style="list-style-type: none"> • recognise every student is important to us • contribute to a positive school culture • work together with staff to resolve issues or concerns • respect people's privacy 	<ul style="list-style-type: none"> • valuing each child's education • acknowledging staff are responsible for supporting the whole school community • speaking positively about the school and its staff • not making negative comments or gossiping about other school community members, including students – in person, in writing or on social media • understanding, at times, compromises may be necessary • considering the privacy of all school community members at all times, and understanding that the school cannot share confidential information.

Click here to find information and websites to assist you to give feedback to the school [Making a complaint to the Department of Education](#)